

WELCOME HUNTERS!

The Right Vet
for
Your Pet



Oakley Veterinary Service, PA

24 Hour Emergency Service Available

Wade Taylor, D.V.M.

Kristy Booker, D.V.M.

Jake Bauer, D.V.M.

Heath Hayden, D.V.M.

510 S. Freeman Ave • Oakley, KS • 785-672-3411

All roads lead to...

Oakley Motors

Come check out a
Mule from

Kawasaki

Give Dan, Jim or Dustin a call!

118 W. 2nd • 785-672-3238 • www.oakleymotors.com



TM

BY CHOICE HOTELS




Welcome Hunters!

- Free Wireless High Speed Internet
- Free Continental Breakfast
- Indoor Pool & Hot tub
- Pets Allowed

*Great Location Close to
Shops and Eating!*

3768 E. Hwy 40 • Oakley, KS • 785-671-1111



Bob Juleson, Goodland, points out what is important when having an animal mounted. — Photo by Pat Schiefen/The Goodland Star News

If you want to have you need to take

By Karen Krien

*The Saint Francis Herald
karen.k@nwkansas.com*

Most hunters go out to the field for the sport of shooting game, whether it be birds, deer or big game such as bear and elk. Most don't consider they will have the animal mounted.

Bob Holzwarth of St. Francis is an exception. A hunter for the last 50 years, he has taken many types of games and has had both animals and birds mounted. Today, he said, he only takes an animal that is bigger than any he has and has it mounted.

Last year, he went to Utah to hunt elk. The elk he bagged, he said, was enormous. Deer, elk and other animals with antlers are measured by the antlers — how wide, tall and how many points. In the Boon and Crocket Club score chart, a big elk is 320 points. Holzwarth's elk scored 377 points and weighed around 1,500 pounds.

He knew the procedure for preserving the hide. Out in the field, he caped (removed the hide), scraped and salted it, then froze it until it could go to the taxidermist.

"You can really screw up a hide if you don't know what you are doing," he said, noting that he has caped many animals for other people.

For those who really didn't plan to bag a trophy animal, there are some rules to follow if that bird or animal is going to be taken to a

taxidermist to be mounted.

Bob Juleson of Bob's Wildlife Taxidermy, a Goodland taxidermist, suggests if the hunter is thinking about having the animal or bird mounted, that he or she first talk to a taxidermist. Before selecting a taxidermist, talk to someone who has had a mount made for references.

Kansas does not require taxidermists to be licensed. Some states, such as Pennsylvania, require taxidermists to pass an oral and written test. The final test is to do an animal for the examiner.

If a hunter is out in the field and bags an animal he wants mounted, the hunter needs to keep in mind that animals deteriorate quickly, especially if it is warm. Don't go showing off the animal to all your friends.

The internal organs should be removed as quickly as possible. Then get the animal to a taxidermist as quickly as possible. If the hide goes bad before getting it to a taxidermist, the hair will fall out. There are ways that some taxidermists can replace parts of the cape, but it is better to get it taken care quickly.

The website for Kings Taxidermy in Garden City recommends that if the hunter is in the wild and bags big game, the hunter should not cut the throat or neck, but should skin the animal as soon as possible, scrape all fat and meat off the hide and salt it well. If possible, freeze the hide to keep it from spoiling.



Tyler Lee, 14, St. Francis, bagged his first deer with his grandfather, Bob Holzwarth, when he was 9 years old. The deer and antelope pictured are some of the trophy animals they have mounted. He has started using a bow and arrow and enjoys the challenge.
 — Photo by Karen Krien/The Saint Francis Herald

your kill mounted, care of the animal

If the hunter just wants a head and shoulder mount, they need to start by making a circular cut behind the front legs, cutting all the way around the deer, then make an incision along the back of the neck starting between the ears down to the first cut.

Make a circular cut around the leg at the knee joint. Split the leg skin on the back side, where the hair meets. Then cut all the way up from the back of the leg to the first cut. Peel the cape away from the deer up to the head and cut the carcass off at the base of the head. Freeze or bring into a taxidermist immediately.

Juleson said if he knows an animal is coming in, he can have it set up so he can skin the animal in 10 minutes. The hide, he said, is skinned off the back leg. The hide is then tanned. Before tanning, all of the meat, fat and the white membrane needs to be removed.

Juleson places the hide in a pressurized tanning drum which rotates the hide in a tanning solution. Tanning opens up the pores of the skin and replaces the organic oils with special synthetic leather oils, he said. Then the hide remains flexible.

If a hunter wants the hide tanned for buckskin clothing, Juleson said he can send it to a place in Texas.

If the hide is going to be mounted as a trophy, the hunter needs to decide how he wants the deer poised. It should look natural.

Juleson said the ears, which most people will not notice, are important. The ears, he said, need to look normal. There are ear forms but, he said, there is a difference between mule deer and whitetail deer. Antlers are attached to the form with a clay compound. The hide is wet when it is slid over the form and then it is dried.

Juleson has mounted many things, including deer, snakes, antelope, elk, buffalo, moose, fish and birds. Many have seen his work at the coyote-calling contest held in St. Francis the first of the year, as he always has a mount for the contest.

If a hunter is thinking about having his trophy kill mounted, he needs to be prepared to pay. A life-size whitetail deer can cost up \$2,000. The shoulder mount will only cost \$200. A pheasant mount will cost around \$200 and a strutting turkey will cost around \$700.


But, before going to the expense, the hunter needs to make sure they have a place to put the trophy, and make sure their spouse will let them hang it.

Holzwarth and son Tyler, 14-years-old, who also has his own collection of mounted animals and birds, are now storing their trophy mounts in the garage.

Holzwarth's wife Connie, said that's it for the house. If they want to remember the animal, take a picture.


WE WELCOME ALL HUNTERS TO THE AREA!

We hope you have a safe hunting season!!



HOURS: 10 a.m. - 10 p.m.
7 DAYS A WEEK

2005 S. Range
Colby
785-462-6460




1055 Plains Avenue
Colby, Kansas
785-462-7432



Welcome to all the area Hunters!

Enjoy your stay in our area.....

FARM & RANCH REALTY, INC.
REALTORS • AUCTIONEERS • APPRAISERS

We are your Agriculture, Residential, Commercial and Auction PROFESSIONALS in KANSAS, COLORADO & NEBRASKA



UPCOMING LAND AUCTIONS

640+ ACRES SHERIDAN COUNTY, KS CROPLAND, GRASS & RIVER BOTTOM
Wed., Nov. 4, 2009 @10:30 AM, CST
Location: Bowen Scout House, Hoxie
Seller: Thea Baldwin
SECTION 27-10-27, Sheridan Co
•352.2 ac cropland •287.8 ac grass
Saline River runs thru NW corner of property- Live water in pasture

640 ACRES LANE COUNTY, KS CROPLAND & GRASS W/GOOD SET OF IMPROVEMENTS – including 2) shop bldgs, 2) barns & grain storage
Thursday, December 3, 2009 @10:30 AM, CST
Auction Location: American Legion, Dighton
Seller: Mumma Family Trust
SECTION 27-17-27, Lane Co
•282.6 acres cropland •357.4 acres grass

We sell GREAT hunting properties!!

FARM & RANCH REALTY, INC.
1420 W. 4TH • COLBY, KS 67701
785-462-3904
DONALD L. HAZLETT, BROKER
www.farmandranchrealty.com

1977 – 2009
30+
YEARS OF
EXPERIENCE
EXPERTISE
EXCELLENCE

"When you list with Farm & Ranch, it's as good as SOLD!!"