


# At the Game



## Season ending statistics released

By Betty Jean Winston

The Indian basketball team had four seniors, Chase Collier, Marcus Dodd, Cale Rieger and Tyler Wolters, to provide leadership during the 2002-03 season with some having been starters in previous years.

Besides Northwest Kansas League action, the Indians participated in the Sagebrush Tournament in Brewster in December (finished fourth) and the Oberlin Invitational in January (finished sixth) and played non-league games with Cheylin, Sharon Springs, Dundy County, Neb., and Cheyenne Wells and Holyoke, both in Colorado.

Players contributing to varsity action this year included seniors: Collier, Dodd, Rieger and Wolters; juniors: Trevor Henderson, Michael Raile, Jonathan Roelfs, Tyler Voorhies and Jonathan Zwegardt; and sophomores: Andrew Feikert, Tanner Kinen and Nick Raile.

Greg Wolters again headed the coaching staff with David Morrow as assistant.

Following the regular season, the team moved into Sub-State action, which is a single-elimination event. Stanton County defeated the Indians in the opening contest and the St. Francis season ended.

This year's campaign ended with a 7-14 record. Wins were posted over Cheylin and Grinnell in the Sagebrush Tournament, Cheyenne Wells, Atwood, Hoxie, Atwood in the Oberlin tournament and Cheylin. Hoxie was a Northwest Kansas League win.

### Team stats

Season long team stats compared to opponents with the St. Francis stats listed first followed by their opponents: two-point field goal percentage: 39.4/44.0; free-throw percentage 62.1; total points 1087/1256; rebounds 680/603.

St. Francis had 281 assists, 164 steals and 105 blocked shots. They collected turnovers 375.

### Per game stats

The team averaged 40.4 two-point attempts per game with 17 successful; 10.4 three-point attempts per game with 3 successful and 14.6 free-throw attempts per game with 8.75 successful. St. Francis averaged 51.8 points, 32.4 rebounds; 13.4 assists; 7.79 steals; 5 blocks, 17.9 turnovers and 19.2 fouls per game.

### Top five individual stats

Field goal shooting percentage, two-point shots plus three-point shots (20 or more attempts): Dodd 51.8; M. Raile 45.2; Wolters 41.5; Voorhies 36.9; Roelfs 35.4;

Free-throw percentage: (10 or more attempts): Wolters 71.4; Rieger 70.6; Collier 60.0; Dodd 58.5; Roelfs 58.5;

Total points: Dodd 252; Wolters 243; Rieger 172; M. Raile 129; Roelfs 128;

Rebounds: Dodd 252; M. Raile 84; Roelfs 77; Rieger 69; Kinen 65; Assists: Wolters 92; Rieger 53; Voorhies 40; Roelfs 36; Dodd 24; Steals: Wolters 50, Dodd 29; Voorhies 28; Roelfs 16; Rieger 16; Blocked shots: Dodd 68; M. Raile 19; Rieger 5; Wolters 4; Kinen 4;

Points per game: Dodd 12.0; Wolters 11.6; Rieger 8.2; M. Raile 6.1; Roelfs 6.1;

Rebounds per game: Dodd 12.0; M. Raile 4.0; Roelfs 3.67; Rieger 3.29; Kinen 3.10.

### Individual stats

Shooting stats include shots attempted, shots made and percentage in that order. These stats only cover varsity games with several of these players being very involved in junior varsity action.

Roelfs: two-point range 122/49/40.2; three-points range 22/2/9.1; field goal shooting percentage 35.4; free throws 41/24/58.5; points 128; rebounds 77; steals 15.5; assists 36; blocked shots 2; points per game 6.10; rebounds per game 3.67.

Rieger: two-point range 133/44/33.1; three-points range 84/29/23.8; field goal shooting percentage

29.5; free throws 34/24/70.6; points 172; rebounds 69; steals 15.5; assists 53; blocked shots 5; points per game 8.19; rebounds per game 3.29.

Voorhies: two-point range 58/21/36.2; three-points range 7/3/42.9; field goal shooting percentage 36.9; free throws 22/11/50.0; points 62; rebounds 31; steals 28; assists 40; blocked shots 3; points per game 2.95; rebounds per game 1.48.

Wolters: two-point range 101/46/45.5; three-points range 99/37/37.4; field goal shooting percentage 41.5; free throws 56/40/71.4; points 243; rebounds 60; steals 49.5; assists 92; blocked shots 4; points per game 11.57; rebounds per game 2.86.

Collier: two-point range 13/4/30.8; three-points range 2/0/0.0; field goal shooting percentage 26.7; free throws 10/6/60.0; points 14; rebounds 26; steals 3.5; assists 8; blocked shots 0; points per game 0.67; rebounds per game 1.24.

N. Raile: two-point range 2/0/0.0; three-points range 4/1/25.0; field goal shooting percentage 16.7; free throws 0/0/0.0; points 3; rebounds 5; steals 0; assists 2; blocked shots 0; points per game 0.25; rebounds per game 0.42.

Feikert: two-point range 1/0/0.0; three-points range 0/0/0.0; field goal shooting percentage 0.0; free throws 0/0/0.0; points 0; rebounds 1; steals 0; assists 0 blocked shots 0; points per game 0.00; rebounds per game 0.11.

Dodd: two-point range 198/103/52.0; three-points range 1/0/0.0; field goal shooting percentage 51.8; free throws 94/55/58.5; points 261; rebounds 252; steals 28.5; assists 24; blocked shots 68; points per game 12.43; rebounds per game 12.00.

Kinen: two-point range 91/32/35.2; three-points range 0/0/0.0; field goal shooting percentage 35.2; free throws 13/7/53.8; points 71; rebounds 65; steals 8; assists 12; blocked shots 4; points per game 3.38; rebounds per game 3.10.



Collier



Dodd



Rieger



Wolters

M. Raile: two-point range 124/56/45.2; three-points range 0/0/0.0; field goal shooting percentage 45.2; free throws 34/17/50.0; points 129; rebounds 84; steals 12.5; assists 14; blocked shots 19; points per game 6.14; rebounds per game 4.00.

Zwegardt: two-point range 5/2/40.0; three-points range 0/0/0.0; field goal shooting percentage 40.0; free throws 1/0/0.0; points 4; rebounds 6; steals 2.5; assists 0; blocked shots 0; points per game 0.27; rebounds per game 0.40.


Henderson: two-point range 0/0/0.0; three-points range 0/0/0.0; field goal shooting percentage 0/0; free throws 2/0/0.0; points 0; rebounds 4; steals 0; assists 0; blocked shots 0; points per game 0.36.

### Lettermen

Seniors: Collier, Dodd, Rieger, Wolters

Juniors: M. Raile, Roelfs, Voorhies, Zwegardt (provisional)

**Northwest Kansas League**  
Northwest Kansas League records followed by overall records - in the order of their placing in 2002-03: Goodland 7-0, 14-8; Colby 6-1; unavailable; Quinter 5-2, 20-3; Hoxie 3-4, 14-8; Oberlin 3-4, 12-9; Oakley 2-5, 8-13; St. Francis 1-6, 7-14; Atwood 1-6, 5-16.



SENIOR CHASE COLLIER has finished his high school career as an Indian.

Herald staff photo by Betty Jean Winston

## Lady Indians end basketball season with 12-7 record

By Betty Jean Winston

Five seniors led the Lady Indian basketball squad this season giving the team a sense of continuity and varsity experience. Six years ago these ladies took to the court in junior high basketball uniforms and they have now completed their journey as Lady Indians. The seniors include Kelsey Andrist, Samantha Coates, Amber Feikert, Gina Frohlich and Dennon Zimbelman.

Players also contributing to varsity action this year include juniors: Lori Faulkender, Ashley Holzwarth, Meredith Knodel, Allyse Lampe, Kande Raile and Toni Rice, Hannah Sowers and sophomores Amy Grace and Chelsey Weeden.

Ted Busse again led the coaching staff with Susan Dinkel as assistant.

The 2002-03 team finished the season with a 12-10 overall record and a 3-4 Northwest Kansas League record.

Wins this year came at the expense of Golden Plains, Cheylin (2), Oberlin, Cheyenne Wells, Holyoke, Quinter (2), Sharon Springs (2), Atwood (2). Northwest Kansas League wins were over Oberlin, Quinter and Atwood.

In Sub-State action, the Ladies made it to the semi-final game by defeating Atwood in the Tuesday night contest. This matched them with Syracuse and the outcome ended the season for St. Francis.

### Team stats

Season team stats compared to opponents with the St. Francis stats listed first followed by their opponents: two-point field goal percentage: 34.3/35.1; free throw percentage 51.1/55.4; total points 1071/1025; rebounds 777/743.


St. Francis had 210 assists, 319 steals, 42 blocked shots and 493 turnovers.

The Ladies averaged 14.5 turnovers per game which is noteworthy. They also averaged 49.1 two-point attempts per game with 17.4 successful; 5.18 three-point attempts per game with 1.18 successful and 20.2 free-throw attempts per game with 10 successful. St. Francis averaged 48.7 points, 35.3 rebounds; 9.55 assists; 1.91 blocks, 22.4 turnovers and 18.9 fouls per game.

### Top five individual stats

Field goal shooting percentage, two-point shots plus three-point shots (20 or more attempts): Coates 48.8; Raile 41.8; Andrist 41.3; Frohlich 37.5; Knodel 33.3; Lampe 33.3;

Free throw percentage: (10 or more at-



KELSEY ANDRIST, one of five senior Lady Indians, dribbles in the final home game against Atwood.

Herald staff photo by Betty Jean Winston

tempts): Knodel 81.8; Andrist 68.5; Holzwarth 60.9; Raile 55.7; Rice 50.0; Total points: Andrist 261; Raile 223; Frohlich 133; Coates 120; Feikert 102; Raile 131; Holzwarth 67; Feikert 65; Assists: Feikert 51; Andrist 36; Coates 31; Holzwarth 20; Rice 20;

Steals: Coates 63; Andrist 55; Feikert 41;

Raile 36; Holzwarth 31.5; Blocked shots: Andrist 9; Feikert 8; Coates 6; Raile 4; Lampe 1; Holzwarth 1; Points per game: Andrist 12.4; Raile 10.1; Coates 7.5; Frohlich 6.0; Feikert 4.6; Rebounds per game: Andrist 8.6, Frohlich 6.05, Raile 5.95, Holzwarth 3.05, Feikert 2.95.

### Individual stats



Andrist



Coates



Feikert



Frohlich



Zimbelman

Shooting stats include shots attempted, shots made and percentage in that order. These stats only cover varsity games with several of these players being very involved in junior varsity action.

Rice: two-point range 66/14/21.2; three-points range 24/3/12.5; field goal shooting percentage 18.9; free throws 30/15/50.0; points 52; rebounds 34; assists 20; steals 25; blocked shots 0; points per game 2.4; rebounds per game 1.55;

Faulkender: two-point range 24/5/20.8; three-points range 1/0/0.0; field goal shooting percentage 20.0; free throws 6/3/50.0; points 13; rebounds 22; assists 2; steals 7.5; blocked shots 0; points per game 0.7; rebounds per game 1.1;

Feikert: two-point range 132/36/27.3; three-points range 12/3/25.0; field goal shooting percentage 27.1; free throws 59/21/35.6; points 102; rebounds 65; assists 51; steals 46.5; blocked shots 8; points per game 4.6; rebounds per game 2.95;

Sowers: two-point range 2/0/0.0; three-points range 1/0/0.0; field goal shooting percentage 0.0; free throws 5/1/20.0; points 1; rebounds 4; assists 2; steals 0.5; blocked shots 0; points per game 0.1; rebounds per game 0.50.

Knodel: two-point range 21/7/33.3;

three-points range 0/0/0.0; field goal shooting percentage 33.3; free throws 11/9/81.8; points 23; rebounds 22; assists 0; steals 4; blocked shots 0; points per game 1.3; rebounds per game 1.22.

Coates: two-point range 82/40/48.8; three-points range 27/8/29.6; field goal shooting percentage 44.0; free throws 40/16/40.0; points 120; rebounds 46; assists 31; steals 63.5; blocked shots 6; points per game 7.5; rebounds per game 2.88.

Zimbelman: two-point range 31/7/22.6; three-points range 0/0/0.0; field goal shooting percentage 22.6; free throws 18/5/27.8; points 19; rebounds 27; assists 5; steals 2.5; blocked shots 0; points per game 0.9; rebounds per game 1.29.

Holzwarth: two-point range 113/31/27.4; three-points range 5/0/0.0; field goal shooting percentage 26.3; free throws 23/146/0.0; points 76; rebounds 67; assists 20; steals 31.5; blocked shots 1; points per game 3.5; rebounds per game 3.05.

Andrist: two-point range 213/88/41.3; three-points range 23/8/34.8; field goal shooting percentage 40.7; free throws 89/61/68.5; points 261; rebounds 180; assists 36; steals 55; blocked shots 9; points per game 12.4; rebounds per game 8.6.

Lampe: two-point range 48/16/33.3; three-points range; 2/0/0.0 field goal shooting percentage 32.0; free throws 25/12/48.0; points 44; rebounds 46; assists 13; steals 18.5; blocked shots 1; points per game 2.0; rebounds per game 2.09.

Raile: two-point range 194/81/41.8; three-points range 18/4/22.2; field goal shooting percentage 40.1; free throws 88/49/55.7; points 223; rebounds 131; assists 13; steals 36; blocked shots 4; points per game 10.1; rebounds per game 5.95.

Frohlich: two-point range 152/57/37.5; three-points range 1/0/0.0; field goal shooting percentage 37.3; free throws 46/19/41.3; points 133; rebounds 133; assists 17; steals 28.5; blocked shots 13; points per game 6.0; rebounds per game 6.05.

Grace: two-point range 2/1/50.0; three-points range 0/0/0.0; field goal shooting percentage 50.0; free throws 0/0/0.0; points 2; rebounds 0; assists 0; steals 0; blocked shots 0; points per game 0.7; rebounds per game 0.0.

Weeden: two-point range 1/0/0.0; three-points range 0/0/0.0; field goal shooting percentage 0.0; free throws 4/2/50.0; points 2; rebounds 0; assists 0; steals 0; blocked shots 0; points per game 1.0; rebounds per game 0.0.