


# At the Game



TREVOR HILT (24) CARRIES THE BALL for the Indians while Ted Crabtree (11) and Jordan Gienger (25) advance on the St. John defense in a play off game All three of these Indians will be returning to help the squad next fall.

Photo courtesy of Cara Weeden

## Indians finish season with nine wins, three losses

By Betty Jean Winston

The 2005 St. Francis Indian football team finished the season with a 9-3 record after being defeated by Smith Center in Sectional play on Nov. 11 in St. Francis. They were the 2A District 13 champions, the Bi-District Champions and the Regional Champions before falling to undefeated Smith Center.

After a loss to Oakley on Sept. 23, the Indians had a 2-2 record. Then they began putting wins back to back until the Sectional game. During the remainder of the regular season, St. Francis posted wins over Colby and Hoxie, and moved into District play where they defeated Syracuse, Leoti and Rawlins County. After winning the District title, they defeated Ness City/Dighton in Bi-District play and St. John in Regional play.

"It was a good season," Coach Tim Lambert said. "We had our share of ups and downs but the kids played hard. They improved throughout the season.

"The kids showed heart, they never panicked and played with poise throughout.

"We showed the ability to come back after hard knocks.

"It was an exciting, fun year and it was fun to be a part of it."

Seniors finishing their high school career were Matt Brown, Tal Earl, JD Hawkins, Dylan Loyd, Heath Owens, Trevor Richard and Gabe Smull.

A total of 342 points were scored by the Indians compared to 189 by their opponents. The best quarter was the second when 117 points were collected and the smallest was

the fourth quarter with only 53 points.

St. Francis fans will be looking forward to football again next August when the players report to practice.

"We feel good about next year," Coach Lambert said. "We think we can have a good year.

"We probably need to make sure we get off to a better start next year."

### Team stats

First downs: St. Francis earned 216 first downs compared to 102 for their opponents.

Rushing: The Indians gained 4,302-yards rushing on 778 attempts for a 358.5-yard average per game, while the opposition had 1,179 net yards for the year with a 98.3 average per game.

Passing: Saintry had 18 completions out of 49 attempts, gaining 274 yards with a 22.8-yard average per game. Opponents passed for 903 yards or a 75.3-yard average per game.

Net offense: St. Francis accumulated 4,576-total yards for the season with an average of 381.3 yards per game while their opponents recorded 2,082 yards with a 173.5 average per game.

St. Francis had 59 touchdowns during the season, 21 rushing conversions, eight passing conversions and two successful place kicks.

Other St. Francis team stats include 15 fumbles lost; 18 punts; 672-yards punting with a 37.3 average per game; 363 total return yards; 44 penalties; 371-yards penalized.


### Individual stats

**Rushing:** Gienger, 1,184 yards on 188 attempts, nine touchdowns, three extra-point completions, three fumbles, 6.3-yards per attempt, 98.7-yards per game; Joel McAtee, 1,172 yards on 179 attempts, 17 touchdowns, 12 extra-point completions, two fumbles, 6.5-yards per attempt, 97.7-yards per game; Smull, 1,037 yards on 219 attempts, 19 touchdowns, two extra-point completions; one fumble, 4.7-yards per attempt, 86.4-yards per game; Brown, 320 yards on 59 attempts, four touchdowns, three extra-point completions, three fumbles, 5.4-yards per attempt, 26.7-yards per game; Loyd, 216 yards on 41 attempts, three touchdowns, one extra-point completion, three fumbles, 5.3-yards per attempt, 18-yards per game; David Guthmiller, 208 yards on 55 attempts, two touchdowns, 3.8-yards per attempt, 17.3-yards per game; Ted Crabtree, 87 yards on 22 attempts, 4.0-yards per attempt, 7.3-yards per game; Trevor Hilt, 70 yards on 13 attempts, 5.4-yards per attempt, 5.8-yards per game; Jesse Pacheco, 8 yards on two attempts, 4.0-yards per attempt, 0.7-yards per game.

Passing: Brown, 274 yards, 49 attempts, 18 completions, four touchdown passes, eight conversion passes, three interception, 15.2-yards per completions, 22.8-yards per game.



Brown




Earl



Hawkins




Loyd



Owens



Richard



Smull

Pass receivers: Adam Peter, seven for 112 yards, one touchdown, two conversions, 16.0-yards per catch, 9.3-yards per game; AJ McAtee, three for 65 yards, two touchdowns, two conversions, 21.7-yards per catch, 5.4-yards per game; J. McAtee, two for 32 yards, 16.0-yards per catch, 2.7-yards per game; Loyd, two for 29 yards, one touchdown, three conversions, 14.5-yards per catch, 2.4 yards per game; Gienger, three for 214 yards, 8.0-yards per catch, 2.0-yards per game; Richard, one for 12 yards, three conversions, 12.0-yards per catch, 1.0-yards per game.

Points scored: J. McAtee, 18 touchdowns, 12 rushing conversions, 132 total points; Smull, 19 touchdowns, two rushing conversions, 118 total points; Gienger, nine touchdowns, three rushing conversions, 60 total points; Loyd, four touchdowns, four rushing conversions, 32 total points; Brown, four touchdowns, three rushing conversions, 30 total points; AJ McAtee, two touchdowns, two rushing conversions, 16 total points; Guthmiller, two touchdowns, 12 total points; Peter, one touchdown, two rushing conversions, 10 total points; Richard, three rushing conversions, 6 total points;

Weeden, two kicking conversions, 2 total points.

Place kicking: Weeden, two successful, eight attempts.

Kickoffs: Weeden, 69 for 2916 yards and a 42.3-yard average; Ethan Zwegardt, one for 20 yards, 20-yard average.

Kickoff return: Loyd, eight for 109 yards and a 13.6-yard average; AJ McAtee, eight for 105 yards and a 13.1-yard average; Crabtree, one for 11 yards, 11-yard average.

Punts: Mac Frewen, 18 for a 672 yards and a 37.3-yard average

Punt returns: AJ McAtee, seven for 82 yards and a 11.7-yard average; Loyd, six for 36-yards and a 6.0-yard average

Fumble recovery: Weeden 3, Peter 2, J. McAtee 2, Loyd 1, Heath Owens 1, Richard 1.

Pass interceptions: Loyd 4, Crabtree 3, J. McAtee 2, AJ McAtee 2, Hawkins 1, Weeden 1, Brown 1, Richard 1, M. Frewen 1.

Blocked kick: Russell Rogers 1.

Takeaways, touchdown returns: J. McAtee 1.

Takeaways, yards returned: Hawkins 20 yards.

Tackles (unassisted): Weeden 30, AJ McAtee 29, Loyd 29, Peter 24, Crabtree 24, J. McAtee 21, Hawkins 20, Smull 19, Owens 12,

Gienger 11, Richard 11, Guthmiller 10, Brown 8, Brennon Wilger 7, Rogers 4, M. Frewen 4, Josh Carpenter 3, Hilt 3, Earl 3, Justin Sherlock 1.

Tackles (assisted): Weeden 86, Loyd 71, Peter 65, J. McAtee 65, Rogers 41, AJ McAtee 41, Smull 38, Owens 38, Wilger 33, Crabtree 31, Hawkins 30, Gienger 29, Richard 17, Guthmiller 15, Carpenter 13, Hilt 9, Brown 7, Zwegardt 4, M. Frewen 4, Sherlock 3, Shawn Warren 2, Trent Kinen 2, Chance Hobrock 1, Earl 1, Brady Frewen 1, Scott Ford 1.

Sacks: Smull 4, Gienger 3, Peter 2, Weeden 2, M. Frewen 2, Wilger 1, Earl 1.

Other members of the team include Gavin Smull, Jon Finley, RL Walz, Tyler Larson, Zach Mills, Tyler Miller and Sam Sowers.

### Letter winners announced

Receiving football letters at the end of the season were J. McAtee, Loyd, Peter, Crabtree, Brown, Carpenter, Hawkins, Richard, Gienger, Gabe Smull, Guthmiller, K. Frewen, Sherlock, Earl, Weeden, M. Frewen, Wilger, Rogers, Owens, Hilt, AJ McAtee with Hobrock and Warren receiving provisional letters.

## Bowling News

### Monday Night Mixed 11/14

Team standings: Fearless 4 (Some 24-12, Frewen Insurance 21-15, Captain Hooks Fine Dining 20-16, Neitzel Insurance 18-18, Krien Pharmacy 14-22, Bowled and Beautiful 11-25)

High game (handicap): Bill Smith 239, Sara Schield 229, Bob Hankins 226, Linda Yonkey and Sam Zwegardt 218, Ryan Culwell 217

High series (handicap): B. Hankins 651, Royce Gienger 623, January Fielder 597, Vicki Cox 595, Schield 593, Earl Hankins 567

### Wednesday Afternoon Coffee 11/16

Team standings: Cheyenne Bowl 35-9, Windmill Restaurant 26.5-17.5, Dairy King 24.5-19.5, Haigler Babes 23-21, Kathy's Catter Cats 15-29

High game (scratch): Ida

Harlan 152, Mary Walz 151, Marlys Poulignot 150; Handicap: Walz 214, Harlan 207, Karen McVey 206

High series (scratch): Harlan 440, Walz 407, Poulignot 396; Handicap: Harlan 605, Walz 596, Sharon Chartier 581

### Wednesday Night Mens 11/16

Team standings: Post Plumbing 32-12, 2001 Electronics 27-13, Haigler 27-17, Grace Flying 23-

17, 1st National Bank 19-25, Krien Steel 19-25

High game (scratch): Kale Zimbelman 236, Bill Carpenter 222, Shaun Henry 210

High series (scratch): Zimbelman 624, Carpenter 596, Henry 545

### Ladies Nite Out 11/17

Team standings: Bankwest Alley Cats 35+-16+, Wright Carpet 34+-17+, Dundy Ag 28-24,

Stockmans Strikers 26-26, Jersey Maids 26-26, Wray Meat Packing 20-32, Mel's Gal's 19-33, Cheyenne Bowl 19-33

High game (scratch) Terry Yost 185, Tammy Zimbelman 183, Kathy Blecha 181; (handicap) Linda Olsen 224, Marlys Poulignot 223, Judy Montoya 223

High series: (scratch) Blecha 500, Yost 498, Zimbelman 484; (handicap) Poulignot 610, Kim Ritter 601, Montoya 600



Winter sports preview  
St. Francis Herald  
Dec. 1

