


Baby Blues • Rick Kirkman & Jerry Scott




Beetle Bailey • Mort Walker



Blondie • Chic Young



Hagar the Horrible • Chris Browne



Mother Goose and Grimm • Mike Peters



Sally Forth • Greg Howard



Todd the Dinosaur • Patrick Roberts



Zits • Jim Borgman & Jerry Scott



Heloise



Boiled eggs sometimes green

Dear Heloise: I love to cook and eat hard-boiled eggs. Sometimes the yolks are a beautiful yellow color; other times, there is a green or gray color. What causes the green/gray color? – Laurie J. in Wisconsin

The color in hard-boiled eggs (technically called "hard cooked") is caused by overcooking the eggs, cooking at too high a temperature, or too much iron in the water. The color may be a little off-putting, but it is harmless and safe to eat.

Try this method for making hard-cooked eggs: Place a single layer of eggs in a saucepan with enough water to cover 1 inch above the eggs. Cover and bring to a boil. Turn off the heat, keep the pot covered and let the eggs stand for 15 minutes for large eggs (12 minutes for medium eggs). When the time is up, run them under cold water or place them in ice water to stop them from continuing to cook. – Heloise

EASY SOUP THICKENING

Dear Heloise: A great way to instantly thicken soups, gravies and stews without the raw-flour taste is to use instant mashed-potato flakes. Just stir in, and it is done, and it adds a wonderful, subtle taste. – Jerome G. in Colorado Springs, Colo.

It's great to know what to substitute or add to a dish in a pinch. I have a great pamphlet that is a must for every cook. It has recipes for seasonings, sauces and substitutes. Keep it handy in your kitchen, where you will use it often. To receive a copy of the four-page Heloise's Seasonings, Sauces and Substitutes pamphlet, send \$3 and a long, self-addressed, stamped (66 cents) envelope to: Heloise/SSS, P.O. Box 795001, San Antonio, TX 78279-5001. If you are out of coffee creamer, don't fret – just add a teaspoon or so of ice cream to your coffee. Yummy! – Heloise

PEELING PLUMS

Dear Heloise: I wanted to drop you a line and tell you about an easy way my mom and I have found (quite by mistake) to peel a plum.

I tried using a tomato-slicing knife, and it worked pretty well. However, my mom tried a potato peeler, and it worked perfectly.

Hope this helps some other people who do not care for the skin on plums. – P.J. and S.D. in Ohio

CHOCOLATE CURLS


Dear Heloise: Baking is a hobby of mine, and I am always experimenting with new ways to decorate and finish my cakes and cupcakes. One of my favorite hints is to use a citrus zester to make chocolate curls. Just pull the zester across a chocolate bar for even, perfect curls. – Anna W., via e-mail

SMALL PARTS

Dear Heloise: I place small items like plastic lids and other small parts and pieces in a mesh zippered laundry bag, then place it in the top rack of the dishwasher. The bag keeps these small items from getting lost or breaking in the dishwasher. Just attach the bag to the rack with clothespins. – Jennifer G. in Pennsylvania

(c)2013 by King Features Syndicate Inc.

Family Circus • Bil Keane



"This is my favorite chicken 'cause it comes with its own handle."

Conceptis Sudoku • Dave Green

| | | | | | | | | |
|---|---|---|---|---|---|---|--|---|
| | | 5 | 9 | 1 | | | | |
| 1 | | | 3 | 6 | 5 | | | |
| 8 | | 6 | | | | 1 | | |
| 6 | 4 | | 2 | 8 | | | | 3 |
| | 9 | 8 | | 5 | | 2 | | 4 |
| 5 | 1 | | 4 | 7 | | | | 6 |
| 9 | | 3 | | | | 4 | | |
| 7 | | | 1 | 3 | 6 | | | |
| | | | 1 | 8 | 9 | | | |

Difficulty Level ★★★ 10/23

This is a logic-based number placement puzzle. The goal is to enter a number, 1-9, in each cell in which each row, column and 3x3 region must contain only one instance of each numeral. The solution to the last Sudoku puzzle is at right.

| | | | | | | | | |
|---|---|---|---|---|---|---|---|---|
| 2 | 8 | 4 | 6 | 9 | 3 | 5 | 1 | 7 |
| 9 | 3 | 5 | 8 | 7 | 1 | 4 | 2 | 6 |
| 7 | 6 | 1 | 5 | 4 | 2 | 8 | 9 | 3 |
| 6 | 4 | 9 | 2 | 1 | 7 | 3 | 5 | 8 |
| 5 | 7 | 2 | 3 | 8 | 4 | 9 | 6 | 1 |
| 3 | 1 | 8 | 9 | 6 | 5 | 7 | 4 | 2 |
| 1 | 5 | 6 | 4 | 3 | 8 | 2 | 7 | 9 |
| 4 | 9 | 3 | 7 | 2 | 6 | 1 | 8 | 5 |
| 8 | 2 | 7 | 1 | 5 | 9 | 6 | 3 | 4 |

Cryptoquip

SVJCA Q EVIRAT KRHWK

BRQXJHWMZ Q BQIWCT VB

DJMZHT HVARMXK GR EQCCRA

"BQXDRH ZMQSK GRKX"?

Yesterday's Cryptoquip: EVERY TIME I MOVE TOWARD MY DRINKING VESSEL TO GO PICK IT UP, AM I BEING CUP-WARDLY MOBILE?

Today's Cryptoquip Clue: G equals B

Crossword • Eugene Sheffer

ACROSS

1 Existed with pain
4 "Star —"
8 Upper-case Eggs
12 Drunkard
14 Lotion additive
15 Stir-fry vessel
16 Unwilling to budge
18 Singer Taylor
20 Autumn mo.
21 Not so much
24 Thine
28 Unwilling to budge
32 Location
33 Egg-yung link
34 Mazda model
36 Greek cross
37 Crease
39 Unwilling to budge
41 Daub
43 Paddock papa
44 Young seal

DOWN

46 Great
48 Like the Obama presidency
50 Unwilling to budge
55 Shell game item
56 Portent
57 Micro-wave
58 Blunder
59 Duel tool
60 "It just — to show you"61 Dress in

25 Busy with
26 Bellow
27 Astonish
28 Kills, gangland-style
29 Time of
30 Clinton
31 Needle case
33 Scrapes
35 Scooby's red-headed friend
40 Implore
42 Regret
45 Throe
47 Newspaper pg.
48 Infamous Roman
49 Old salt's story
50 "Ulaume" writer
51 Rascal
52 "Goshi!"
53 Pair
54 — out a living

YESTERDAY'S ANSWER 10-23

| | | | | | | | | | | |
|----|----|----|----|---|----|----|----|----|----|----|
| 1 | 2 | 3 | 4 | 5 | 6 | 7 | 8 | 9 | 10 | 11 |
| 12 | | | 13 | | | | | 14 | | |
| 15 | | | 16 | | | | 17 | | | |
| 18 | | | 19 | | | | 20 | | | |
| | | | 21 | | 22 | 23 | | 24 | | 25 |
| 28 | 29 | 30 | | | | | 31 | | 32 | |
| 33 | | | 34 | | | | 35 | | 36 | |
| 37 | | | 38 | | | | 39 | | 40 | |
| 41 | | | 42 | | | | 43 | | | |
| | | | 44 | | 45 | | 46 | | 47 | 48 |
| 50 | 51 | 52 | | | | 53 | 54 | | 55 | |
| 56 | | | | | | 57 | | | 58 | |
| 59 | | | | | | 60 | | | 61 | |

Bridge • Steve Becker

South dealer.
North-South vulnerable.

NORTH
♠ K 8
♥ K 7 6 3
♦ K 4 2
♣ A J 4 3

WEST
♠ Q J 7 3
♥ 9 5
♦ Q J 10 9
♣ 10 8 6

EAST
♠ —
♥ J 10 8 2
♦ A 7 5 3
♣ K 9 7 5 2

SOUTH
♠ A 10 9 6 5 4 2
♥ A Q 4
♦ 8 6
♣ Q

The bidding:
South 1♣ West Pass North 2NT East Pass

Opening lead — queen of diamonds.

The Safety Factor

Although bidding methods have vastly improved since contract bridge was introduced in 1925, comparatively little additional progress has been made in the play of the cards. This is largely because, during the two or three centuries when auction bridge and whist – the predecessors of contract bridge – were played, a high level of skill had already been achieved in this area.

For example, take this deal from the 1936 Bridge Olympics, which used prearranged "par" hands to determine the outcome. The salient point of the play is just as valid now as it was then – and equally instructive.

West leads three rounds of diamonds, declarer ruffing the third. South must now draw trumps, but when he leads a low spade at trick four and West follows low, he should play dummy's eight! If he doesn't, he will sooner or later have to lose two trump tricks and go down one.

The obvious purpose of the deal was to test South's knowledge of safety plays. In the given case, it was incumbent upon South to realize that the only threat to his contract was a 4-0 trump division, with West holding the four spades. If that situation existed, South could virtually guarantee getting home safely by leading a spade to the eight at trick four.

It is true that when four cards of a suit are missing, they will be divided 4-0 only about one-tenth of the time. Nevertheless, a cautious declarer should take any step necessary to protect himself against this possibility.

Even though the safety play might frequently cost South a trick, he should be willing to pay that small premium, since making the contract is always the first consideration.

(c)2013 King Features Syndicate Inc.